This motor running files based on the following plant:

- **PC software requirement:**
  - MCEDeisgner_V2.1.2.0.
  - MCEWizard_V2.1.2.0.
- **Hardware:**
  - Control board: Eval-M3-IMC102T (version: 2018-02-17)
  - Power board: Eval-M3-CM615PN (version: 2018-01-22)
- **Firmware:**
  - IMC102T-F064_A_V1.02.01.ldf
- **Motor Tune:**

-- it contains tuned motor demo function in .irc project for GoldenAge_GK6040 (GoldenAge).
Parameter File:
-- it contains fulfilled parameters in .mc2 project for GoldenAge_GK6040 (GoldenAge).

- **Script Example File:**

-- AnalogControl.mcs: this script function is used for motor analog voltage to control variable speed.

Note: Because MCEWizard uses direct path for script file. For different PCs, the file will be story in different path. If open script file is not in there, an error massage will be show like below picture.

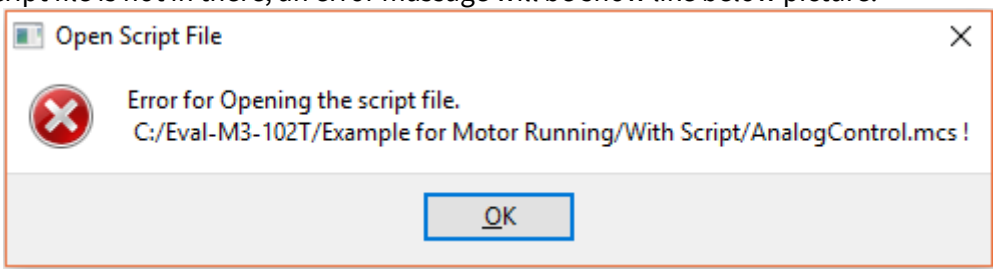

For this situation, press ”Ok” button, select “Jump To -> Script” on top manual, select “Script Coding” TAP in “Script Edit Page”.

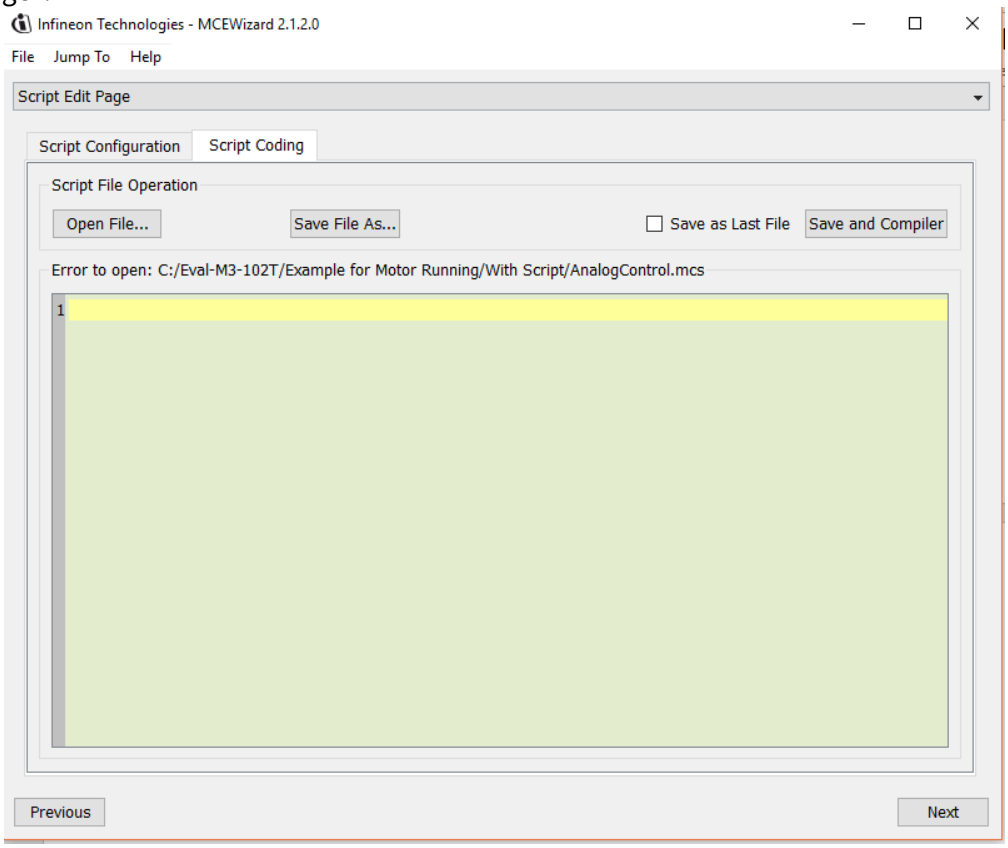

Press “Open File…” to re-load the example script file. Then the script file is loaded.

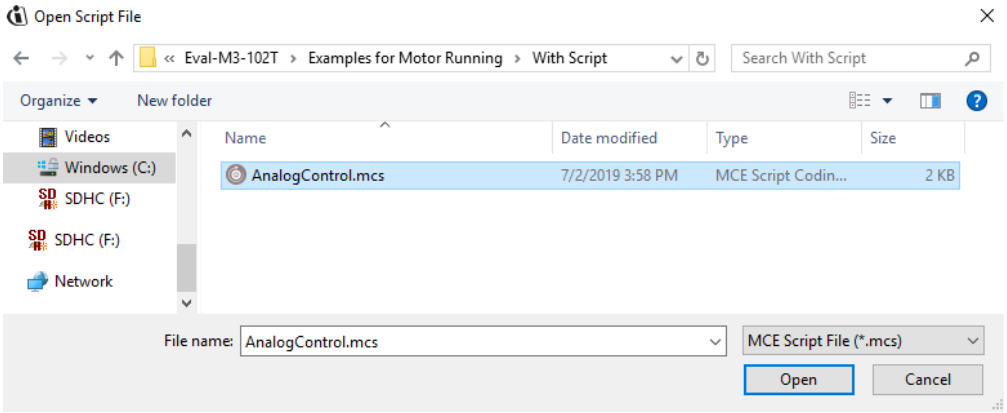

After save and overwrite the original MCEWizard file,
” MCEWizard_Default_values_Eval_IMM102T_With_Script.mc2”, then the new file will change the script file to user PC direction path.

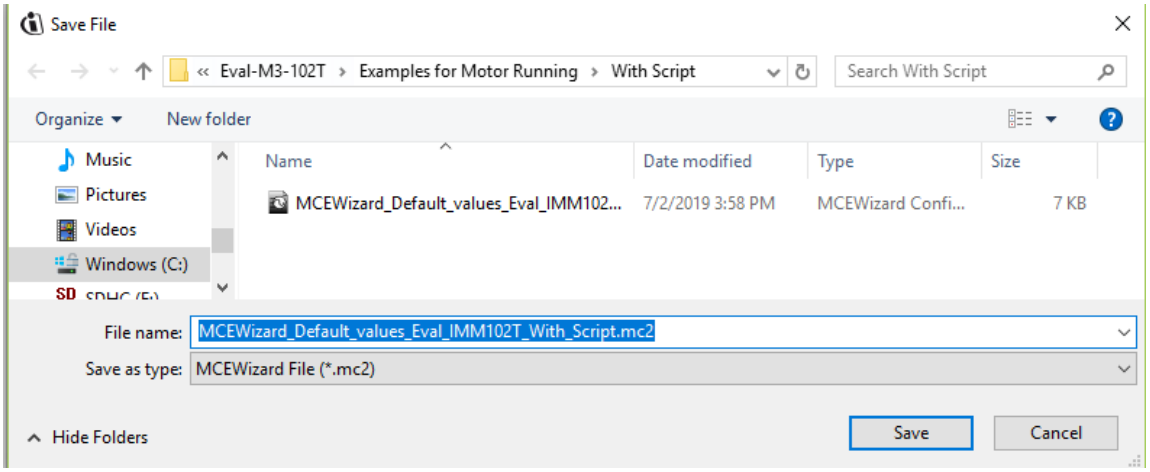
Save File
« Eval-M3-102T › Examples for Motor Running › With Script
Search With Script
Organize
New folder
Music
Pictures
Videos
Windows (C:)
Name
Date modified
Type
Size
MCEWizard_Default_values_Eval_IMM102...
7/2/2019 3:58 PM
MCEWizard Confi...
7 KB
File name:
MCEWizard_Default_values_Eval_IMM102T_With_Script.mc2
Save as type:
MCEWizard File (*.mc2)
Hide Folders
Save
Cancel